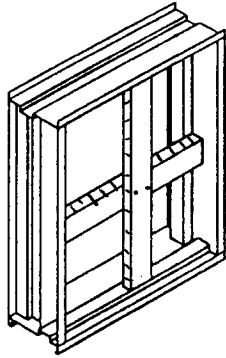
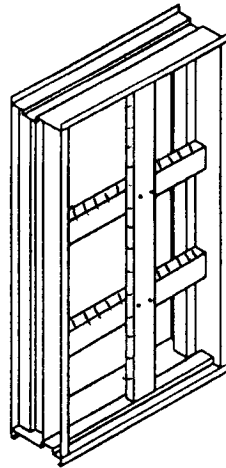


The Kewanee Corporation


Recommended Bracing For Basement Windows



ESF 36



ESF 48



EGWF 3036 & Larger

- Brace all windows larger than a BUF 24 using 2x4 wood, cut to proper length (See chart below)
- The vertical braces will run from the sill stop to the head (Height) and the horizontal braces from jamb to jamb (Width).
- Fasten the vertical and horizontal braces to each other where they cross with 2 wood screws.
- The brace should be a snug fit, but not so tight that it bows the head or jambs out.

PROPER LENGTHS (inches)

	<u>Width</u>	<u>Height</u>
LESF 36	31 1/16	36
LESF 48	31 1/16	46 5/16
EGWF 3036	36	42 9/16
EGWF 4030	48	36 9/16
EGWF 4036	48	42 9/16
EGWF 4040	48	48 9/16