



Search

- [Locations](#)
- [New Products](#)
- [Manuals](#)
- [Spare Parts](#)
- [Machines](#)
- [FAQs](#)
- [Current Promotions](#)
- [Request a Product Demo](#)

Home > Product Guide - Machines > View All Models > WP 1540

WP 1540
Vibratory soil plate, 15kN, 40cm/15.5in
 Item Number 0009327

Application



Designed for compaction in confined areas of granular soil in narrow trenches. These plates are ideal for curbs, gutters, around tanks, forms, columns, footings, guard railings, drainage ditches, gas and sewer works and building construction.



- [Accessories](#)
- [Manuals](#)
- [Spare Parts for this Model](#)
- [Technical Data](#)
- [Standard Package](#)
- [Printer Friendly Version](#)
- [Request a Demonstration](#)
- [Features and Benefits](#)

Accessories – WP 1540

Accessories are not included with machine purchase.

- **Kit-wheel**
0162986
- **Kit-water system**
0112125
-  **Kit-protective pad, 40cm**
0114103
-  **Kit-wheel**
0114334

[Top](#) | [Accessories](#) | [Technical Data](#) | [Features and Benefits](#) | [Manuals](#) | [Standard Package](#)

Technical Data – WP 1540

Description	Metric	Imperial
Length x width x height (handle in working position)	875 x 400 x 965 mm	34.5 x 15.5 x 38 in
Lowest working height	510 mm	20 in
Size of base plate (L x W)	585 x 400 mm	23 x 15.5 in
Operating weight	86 kg	190 lb

Owens Supply Co. Plainfield (chicago), Il. 1-866-566-7151 www.owensupply.com

Shipping weight (including packaging)	93 kg	205 lb
Shipping size	840 x 540 x 685 mm	33 x 21.3 x 27 in
Compacted area	612 m ² /h	6,590 ft ² /h
Forward speed	up to 30 m/min	up to 100 ft/min
Gradeability	30 %	30 %
Vibration frequency	100 Hz	6,000 vpm
Max. centrifugal force	15 kN	3,375 lb
Engine Type	Wacker air-cooled, 4 cycle, single cylinder, gasoline engine	
Displacement	169 cm ³	10.3 in ³
Max. power output according to DIN- ISO 3046*	4,5 kW	6 hp
Operating speed	3.900 1/min	3,900 rpm
Fuel tank capacity	3,6 l	3.8 US qt
Fuel consumption	1,5 l/h	1.6 US qt/h
Power Train	Power transmission from engine via centrifugal clutch and V-belt onto exciter which transmits centrifugal force onto baseplate.	

Specifications may change due to continuous product development.

* Actual power output may vary due to conditions of specific use.





[Top](#) | [Accessories](#) | [Technical Data](#) | [Features and Benefits](#) | [Manuals](#) | [Standard Package](#)

Features and Benefits – WP 1540

- Lightweight, high strength aluminum components including the engine console and beltguard have been combined for reduced weight and easy machine handling.
- Straight, center-mounted guide handle offers superior maneuverability and can be lowered within inches of the surface to operate plate under obstacles and form work.
- High inertia clutch with adjustable shims ensures smoother operation, longer belt life, and simplified belt adjustment.
- Many lifting points and front lift cage offer easier loading and unloading for operator convenience.

[Top](#) | [Accessories](#) | [Technical Data](#) | [Features and Benefits](#) | [Manuals](#) | [Standard Package](#)

Manuals – WP 1540

 Engine Manual	File Size: 6.43 MB
 Operator's Manual	File Size: 0.93 MB
 Parts Manual	File Size: 1.98 MB
 Repair Manual	File Size: 1.25 MB

[Top](#) | [Accessories](#) | [Technical Data](#) | [Features and Benefits](#) | [Manuals](#) | [Standard Package](#)

Standard Package – WP 1540

includes operator's manual and parts book.



[Top](#) | [Accessories](#) | [Technical Data](#) | [Features and Benefits](#) | [Manuals](#) | [Standard Package](#)

 [Top](#)

[Site Map](#) | [Contact](#) | [Help](#) | [Home](#) | [Search](#) | [Imprint - Site Policies](#)
© 2008 Wacker Construction Equipment AG